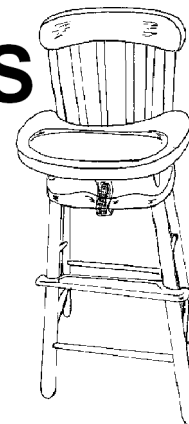




HIGHCHAIR ACCESSORIES



General Description:

Products America offers replacement highchair trays, hardware and safety straps. Highchair tray hardware consists of the locking/adjustment control mechanisms attached to the tray and the arms of the chair. Safety straps are required on all highchairs. Our straps are made of virgin poly-pro high strength woven webbing with fully rounded safety buckles. Products America highchair trays are beautifully crafted solid wood trays available in oak or maple finish.

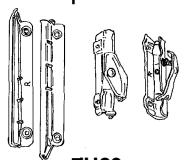
Proper Selection of Highchair Accessories:

Proper selection of highchair accessories depends on the original configuration of the chair. Specific configuration can be easily determined by answering the following questions:

1. Is your highchair wood or metal?

If your chair is made of plastic you will need to contact the original highchair manufacturer for replacement trays, hardware and/or straps. Original manufacturer information can be found on a label located on the chair and/or tray section.

NOTE: All Products America highchair items are designed for use on wood or metal chairs only. If your chair is wood or metal there are two types of highchair hardware available. Select the style that best meets your needs and/or matches the original configuration. All highchair tray hardware is supplied with necessary fasteners and installation instructions. If you need replacement safety straps and/or trays proceed to question #2.

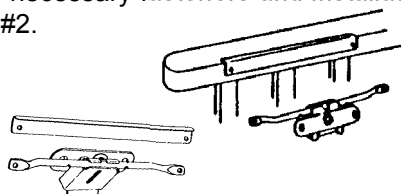


TH29

Locks and tracks pictured above. TH29 is the most popular "trouble free" design. Two locks and two tracks work together to allow the tray to slide in and out to different locking positions.



TH29 pictured with locks attached to the underside of the tray and tracks attached to the outside of each chair arm. **NOTE:** Locks and tracks are "rights" and "lefts"; A total of four hardware pieces are required for this mechanism to function safely. TH29 is packaged as a full set of tracks, locks and attaching fasteners.



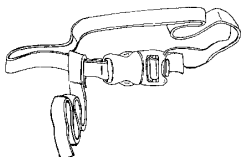
TH67

Locks and tracks pictured above. TH67 is a swivel design mechanism that allows one side of the tray to release and swivel out while the other side remains stationary. TH67 consists of two locks and two tracks.

TH67 must have locks attached to the underside of the tray and tracks attached to the outside of each chair arm. **NOTE:** A total of four hardware pieces are required for this mechanism to function safely. TH67 is packaged as a full set of tracks, locks and attaching fasteners.

2. Is the back of the wood or metal highchair solid?

If the back of your highchair is solid you will need to use a specially designed two piece safety strap. This strap is designed for buckle release to be located at the back, behind the chair back.



HC65

This two piece strap is used on solid back highchairs and is designed to release behind the chair back. Attachment is made at one point on the crotch strap with a special wood screw underneath the chair seat.



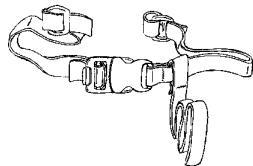
BK10

Fully rounded safety buckle is sewn on to all safety straps. This buckle is also available as a separate item in black or white.



3. OR does the back of the highchair have slats, spindles or posts?

If the highchair back is not solid, a two or three piece strap can be used. The three piece strap requires attachment to the back posts of the highchair, as well as underneath the seat. **NOTE: This strap will not work on a solid back highchair due to the strap attachment configuration.** (See diagram below.) The three piece strap releases in the front, whereas the two piece strap releases in the back.




HC67

This three piece strap is designed for use on highchairs that do not have solid backs. Attachment is made at three points, under the seat and at each of the chair back posts.



3 Piece Strap Attachment



2 Piece Strap Attachment

Wooden highchair trays are available with or without attaching hardware. Please call Products America for details.

IMPORTANT NOTES:

All replacement highchair tray hardware is attaching type and is not to be used as a replacement for internal hardware configurations where the original hardware is molded into the tray itself.

All necessary fasteners and slides are included with each package.

If you are unsure of what replacement hardware or safety strap is appropriate for your highchair, please call Products America for direct technical assistance. You will need to be near the highchair when you call.

**Products America 107 Allen Street Bruceton, TN 38317 (800)772-1041 or (800)205-9642
www.productsamerica.com**